WICSTYLE

Symbole
Symbols

Technische Information
Technical Information

Symbol *Symbols*	Bezeichnung *Designation*	Symbol *Symbols*	Bezeichnung *Designation*
	Information Technische Information *Information* *Technical information*	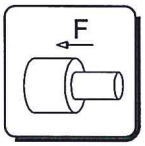	Hauptspanner *Main tension jack*
	Wichtiger Hinweis zu beachten! *Important hints* *Pay attention to!*	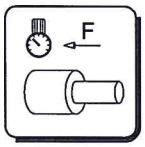	Nebenspanner *Secondary tension jack*
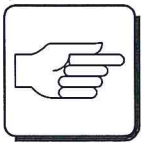	Hinweis ausführende Tätigkeit *Hints* *Work to be executed*		Schraubendreher Werkzeug *Screwdriver* *Tools*
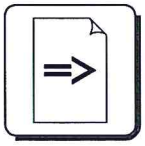	siehe Seite *See page*		Festziehen Schraube anziehen, festdrehen *Tightening* *Tightening screw*
	Metallklebstoff injizieren 2-Komponenten Polyurethan-Klebstoff 5070000* / 5070227* *Inject metal adhesive* *2-component Polyurethane adhesive*		Lösen Schraube lösen, herausdrehen *Loosen (unfix)* *Unscrew, turn out*
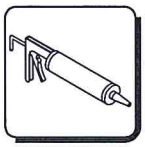	Abdichten Silikon-Dichtmasse oder Dichtmasse silikonfrei 5970003* oder / or 5070044* *Sealing* *Silicone sealant or sealing compound without silicone*		Schneidewerkzeug Zuschnitt *Cutting tool* *Cutting*
	Metall kleben 5070000* / 5070002* *Metal gluing* EPDM kleben 5070012* *EPDM gluing*	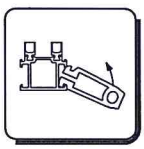	Verbindereinbau *Mounting connector*
	Reinigen, säubern ggf. Primer verwenden 5070015* oder / or 597006* *Cleaning if necessary use primer*	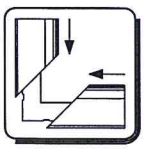	Verbinden *Connecting*
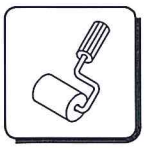	Kleberauftrag 5070000*, 5070002*, 5070224* oder / or 5070225* *Adhesive application*	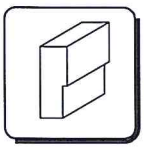	Sägebeilagen *Sawing shims*

* Technisches Datenblatt beachten!
* *Follow technical data sheet!*

Symbole
Symbols

Symbol *Symbols*	Bezeichnung *Designation*
	Sägerichtlinien *Sawing guidelines*
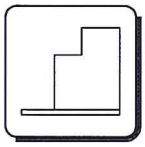	Profilklinkung *Notching profile*
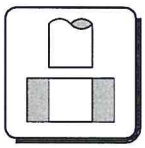	Stanzen *Punching*
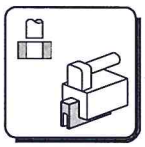	Handstanzengrundkörper Nr. Wechselwerkzeug *Basic tool for hand punch* *Interchangeable tool no.*
	Multifunktionsstanzwerkzeug Nr. Wechselwerkzeug *Multi-function punching tool* *Interchangeable tool no.*
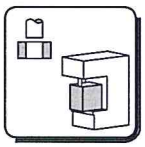	Einzelstanzengrundkörper Nr. Einzelstanzwerkzeug *Basic tool for single punch* *Single punching tool no.*
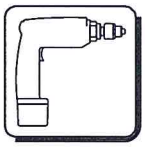	Bohren / Schrauben *Drilling / Screwing*
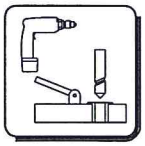	Bohrlehre Nr. Schablone *Drill template* *Template no.*
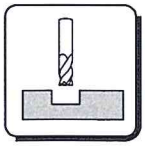	Fräsen *Milling*

Symbol *Symbols*	Bezeichnung *Designation*
	Drucklufthammer 5060051 + 5060053 *Pneumatic hammer*
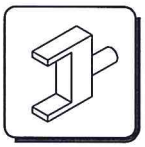	Presstawerkzeug *Crimping tool*
	Setzdorn *Set mandrel*
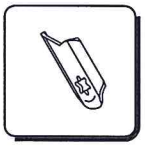	Zentriereindrehteil *Centering turn-in part*
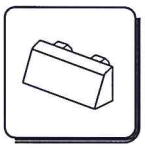	Entwässerungsabdeckung *Wheephole cover*
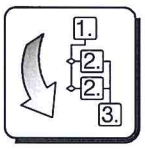	Arbeitsfolge beachten *Pay attention to operating sequence*
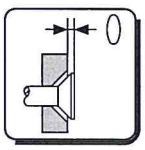	Schraubenkopf bündig! Schraubenkopf darf nicht hervorstehen *Flush screw head* *Screw head may not overhang*
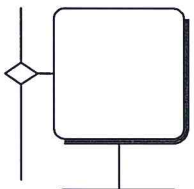	Die Raute an einem Knotenpunkt zeigt eine Auswahl *Rhombus at the junction point indicates a selection*
	Die Verbindungslinie zwichen den Symbolen zeigt einen Arbeitsablauf *The connecting line between symbols indicates an operating sequence*

Symbole
Symbols

Symbol *Symbols*	Bezeichnung *Designation*
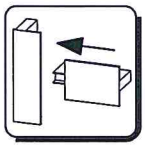	Stoßverbindung (Kämpferverbindung, Sprosseneinbau) *Butt-joint connection (Transom connection, Crossbar assembly)*
	Andrücken *Press on*
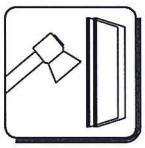	Einbruchhemmung RC 1 N, RC 2 N, RC 2 nach DIN EN 1627:2011 *Burglary resistance class RC 1 N, RC 2 N, RC 2 according to DIN EN 1627:2011*
	Einbruchhemmung RC 2 N nach DIN EN 1627:2011 *Burglary resistance class RC 2 N according to DIN EN 1627:2011*
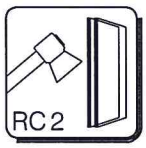	Einbruchhemmung RC 2 nach DIN EN 1627:2011 *Burglary resistance class RC 2 according to DIN EN 1627:2011*

Symbol *Symbols*	Bezeichnung *Designation*
	Rauchdicht bei Umgebungstemperatur nach DIN EN 1634-3 *Smoke control at ambient temperature according to DIN EN 1634-3*
	Rauchdicht bei 200° C nach DIN EN 1634-3 *Smoke control according to DIN EN 1634-3*
	WICSTYLE FP EI_2 30 Brandschutztür oder EI 30 Brandschutzverglasung nach EN 1634-1 *WICSTYLE FP EI_2 30 fire protection door or EI 30 fire protection fixed glazing according to EN 1634-1*
	Selbstschließende Zyklen > 200.000 nach DIN EN 1191 *Self closing cycles > 200.000 according to DIN EN 1191*
	Widerstandsfähigkeit bei Windlast nach DIN EN 12210 *Resistance to wind load according to EN 12210*
	Schlagregendichtheit nach EN 12208 *Water tightness according to EN 12208*

Symbole
Symbols

Symbol *Symbols*	Bezeichnung *Designation*	Symbol *Symbols*	Bezeichnung *Designation*
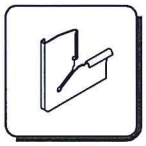	Aufsteckwinkel *Plug-in angle*		
	Garnitur *Set*		
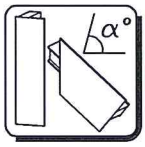	Gelenkverbinder *Hinged connector*		
	Materialaustritt *Material leakage*		
	Materialaustritt vermeiden *Avoid material leakage*		
	Schlagen *Hit*		
	Einrollwerkzeug *Rolling tool*		

WICSTYLE 77FP

Technische Information
Technical Information

Öffnungsarten
Opening types

Ansicht von Innen *Inner view*	Bezeichnung *Designation*	Ansicht von Außen *Outer view*	Ansicht von Innen *Inner view*	Bezeichnung *Designation*	Ansicht von Außen *Outer view*
	Anschlagtür, einflügelig • einwärts *Hinged door, single leaf* • *inwards*		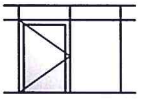	Anschlagtür, einflügelig in Verglasung • einwärts *Hinged door, single leaf in glazing* • *inwards*	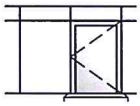
	Anschlagtür, einflügelig • auswärts *Hinged door, single leaf* • *outwards*		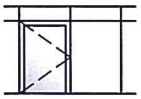	Anschlagtür, einflügelig in Verglasung • auswärts *Hinged door, single leaf in glazing* • *outwards*	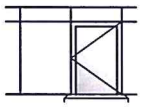
	Anschlagtür mit scheiben-trennenden Sprossen • einwärts *Single leaf hinged door with glass partitioning glazing bars* • *inwards*		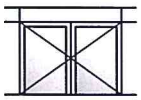	Anschlagtür, zweiflügelig in Verglasung • einwärts *Hinged door, double leaf in glazing* • *inwards*	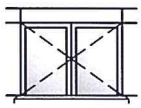
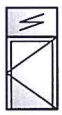	Anschlagtür, einflügelig mit Oberlicht Festelement • einwärts *Single leaf hinged door with fixed window fanlight* • *inwards*	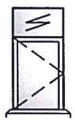	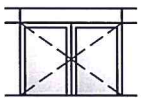	Anschlagtür, zweiflügelig in Verglasung • auswärts *Hinged door, double leaf in glazing* • *outwards*	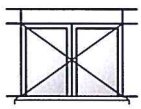
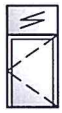	Anschlagtür, einflügelig mit Oberlicht Festelement • auswärts *Single leaf hinged door with fixed window fanlight* • *outwards*	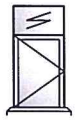	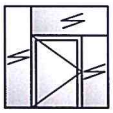	Anschlagtür, einflügelig mit Umfeld, T-Bauteil • einwärts *Hinged door, single leaf with outer field, T-structural component* • *inwards*	
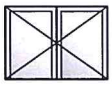	Anschlagtür, zweiflügelig • einwärts *Hinged door, double leaf* • *inwards*	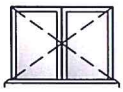	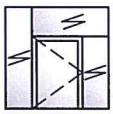	Anschlagtür, einflügelig mit Umfeld, T-Bauteil • auswärts *Hinged door, single leaf with outer field, T-structural component* • *outwards*	
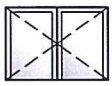	Anschlagtür, zweiflügelig • auswärts *Hinged door, double leaf* • *outwards*	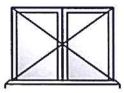	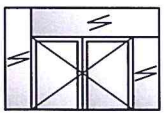	Anschlagtür, zweiflügelig mit Umfeld, T-Bauteil • einwärts *Hinged door, double leaf with outer field, T-structural component* • *inwards*	
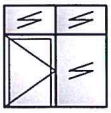	Anschlagtür mit Festelement und Oberlicht Festelement • einwärts *Hinged door with fixed glazing and fixed winow fanlight* • *inwards*	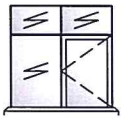	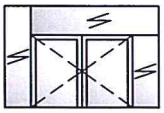	Anschlagtür, zweiflügelig mit Umfeld, T-Bauteil • auswärts *Hinged door, double leaf with outer field, T-structural component* • *outwards*	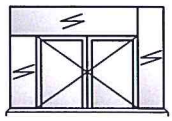
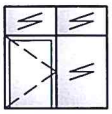	Anschlagtür mit Festelement und Oberlicht Festelement • auswärts *Hinged door with fixed glazing and fixed winow fanlight* • *outwards*	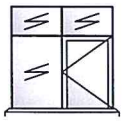			

WICSTYLE 77FP

Technische Information
Technical Information

Verarbeitungshinweis Brandschutzplatten
Processing information for fire protection plates

Um die Funktionen von Brandschutzplatten zu erhalten und voll nutzen zu können, sind folgende Hinweise einzuhalten.

Verarbeitung
Mit geeigneten Geräten (z. B. Diamantwerkzeug) in geschlossenen Räumen verarbeiten. Staubmaske tragen und die Stäube absaugen. Empfohlen wird die Verarbeitung bei 16 - 30°C.

Lagerung/Transport
Hohe Feuchtigkeit kann zum Quellen des Plattenmaterials führen. Nässe kann in das Material eindringen und neben dem Quellen u.U. Bestandteile herauslösen. Das Material trocken unter normalen klimatischen Verhältnissen in Innenräume lagern. Max. 3 Paletten aufeinander stapeln.

Bei Wareneingang das Produkt auf Feuchtigkeit prüfen! Sollten die Platten offensichtlich feucht oder nass sein, müssen diese vor der Verarbeitung min. 3 Tage getrocknet werden.

Vor Feuchtigkeit/Nässe schützen!

Nicht der Witterung im Freien und hoher lang andauernder Luftfeuchtigkeit aussetzen!
Vor direkter Sonneneinstrahlung schützen!
Frostfrei lagern!
Werkstoffkombinationen sind zu beachten!
Korrosionsanfällige Bauteile müssen beim Kontakt mit Brandschutzpaletten ausreichend geschützt werden.

Schrauben sind bei Einsatz im Außenbereich abzudichten.

Bohrungen und Verschraubungen, welche nicht in den Verarbeitungsunterlagen dokumentiert sind, geschehen auf eigene Verantwortung des Verarbeiters!

In order to make use and maintain the full functionalities of the fire protection plates, the following indications must be respected.

Processing
Use suitable devices (e. g. diamond tools) and process in closed rooms. Wear a dust protection mask and suck up dust. Recommended processing temperature 16 - 30°C.

Storage/Transport
High hmidity can cause a swelling of the plates. Water can penetrate into the material and dissolve constituents. Store the material in a dry place under normal climatic conditions indoors.
Stack a maximum of 3 pallets on top of each other.

On receipt please check the goods for humidity! Should the plates obviously be humid or wet, they must then dried for min. 3 days before processing them.

Protect from humidity/water!

Do not expose to outdoor weather conditions or to high, long-lasting air humidity!
Protect from direct solar radiation!
Do not store in frosty conditions!
Pay attention to material combinations!
Components which are susceptible to corrosion in contact with fire protection plates must be protected.

Screws used in exterior areas have to be sealed.

Holes and screw connections which are not documented in the workshop manual are made under the sole responsibility of the fabricator!

WICSTYLE

Abkürzungsverzeichnis
List of abbreviations

Technische Information
Technical Information

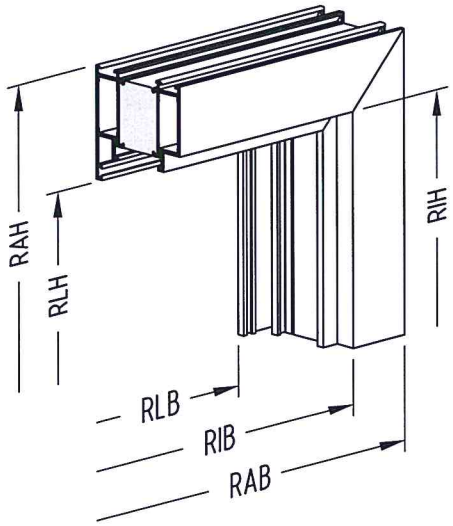

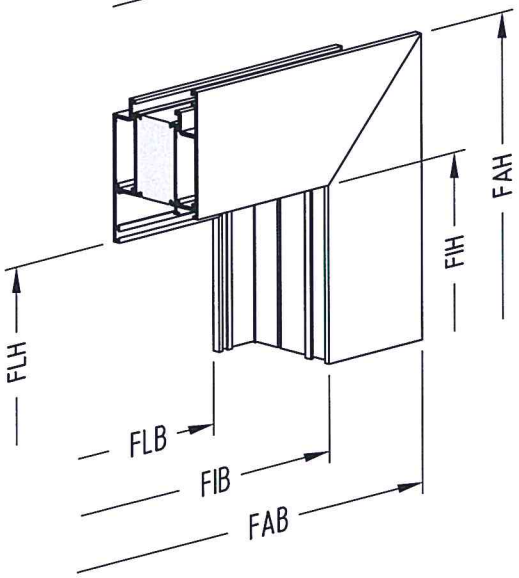

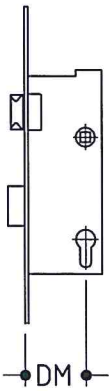

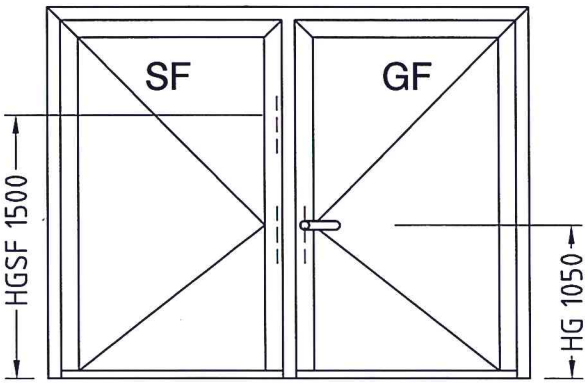

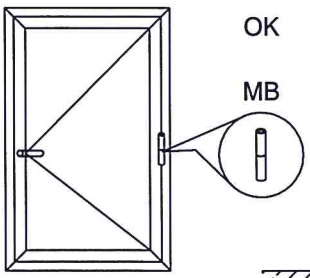

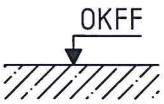

RAB	Rahmen - Außenmaß - Breite *Frame outer width dimension*
RIB	Rahmen - Innenmaß - Breite *Frame inner width dimension*
RLB	Rahmen - Lichtmaß - Breite *Frame width clearance dimension*
RAH	Rahmen - Außenmaß - Höhe *Frame outer height dimension*
RIH	Rahmen - Innenmaß - Höhe *Frame inner height dimension*
RLH	Rahmen - Lichtmaß - Höhe *Frame height clearance dimension*
DLB	Durchgangs - Lichtmaß - Breite *Clearance width dimension*
FAB	Flügel - Außenmaß - Breite *Sash outer width dimension*
FIB	Flügel - Innenmaß - Breite *Sash inner width dimension*
FLB	Flügel - Lichtmaß - Breite *Sash width clearance dimension*
FAH	Flügel - Außenmaß - Höhe *Sash outer height dimension*
FIH	Flügel - Innenmaß - Höhe *Sash inner height dimension*
FLH	Flügel - Lichtmaß - Höhe *Sash height clearance dimension*
DM	Dornmaß *Backset dimension*
GF	Gehflügel *Active leaf*
SF	Standflügel *Inactive leaf*
HG	Höhe Griff *Height of handle*
HGSF	Höhe Griff Standflügel *Inactive leaf handle height*
OKFF	Oberkante Fertigfußboden *Top edge of finished floor*
BS	Bandsicherung *Hinged sided interlock*
FR	Falzluftreduzierung *Rebate clearance reduction*
OK	Oberkante *Top edge*
MB	Mittelband *Centre hinge*

WICSTYLE 77FP

Technische Information
Technical Information

Profilübersicht
Survey of profiles

Blendrahmenprofile
Frame profiles

1020455

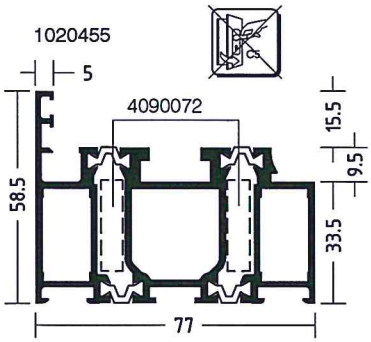

1021351

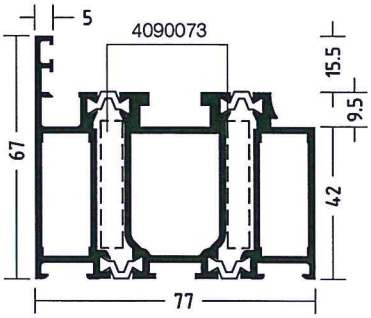

1020458

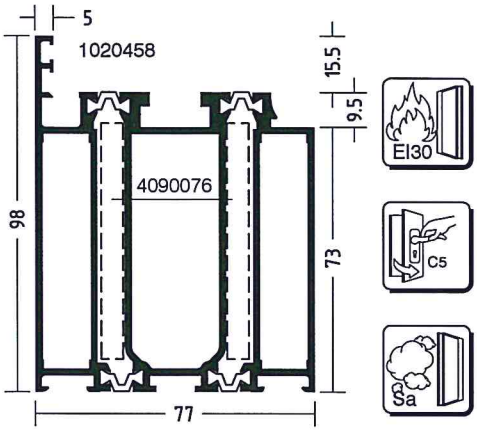

1020449

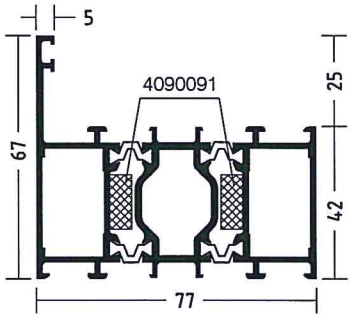

1021361

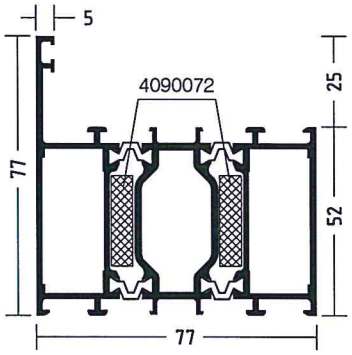

1021354

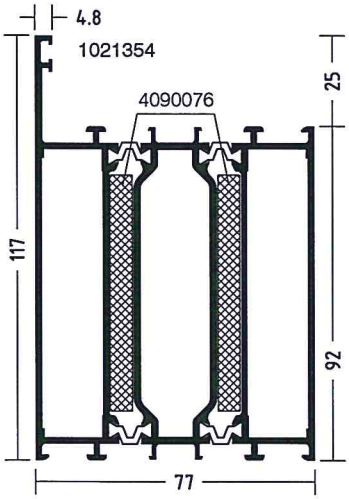

1020450

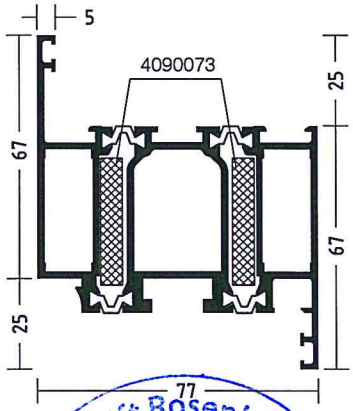

1020451

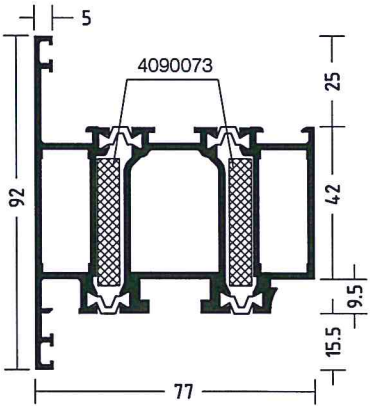

1021381

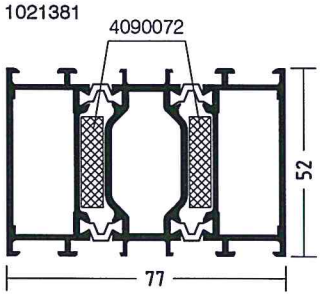

1021363

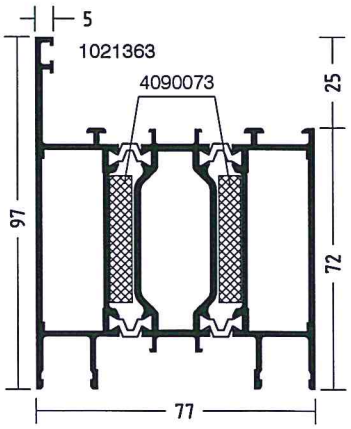

ift Rosenheim
Notifizierte Produkt-zertifizierungsstelle
Notified Body 0757
6. APR. 2017

WICSTYLE 77FP

Technische Information
Technical Information

Profilübersicht
Survey of profiles

Sockelprofile
Bottom rail profiles

1021353

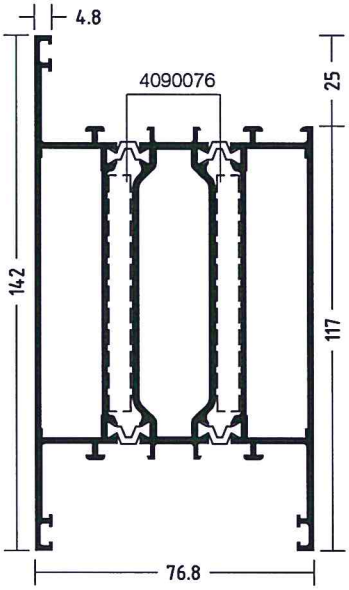

1020459

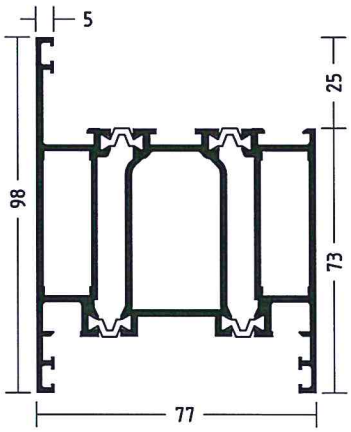

1020463

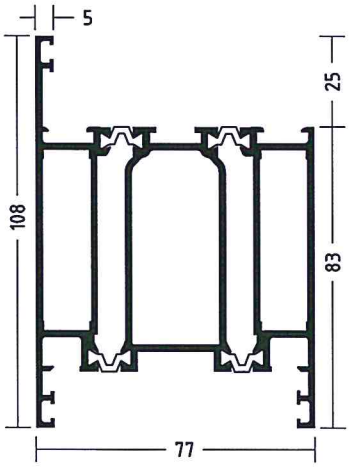

ift Rosenheim
Notifizierte Produkt-zertifizierungsstelle
Notified Body 0757
6. APR. 2017

WICSTYLE 77FP

Technische Information
Technical Information

Profilübersicht
Survey of profiles

Flügelprofile
Sash profiles

1021356

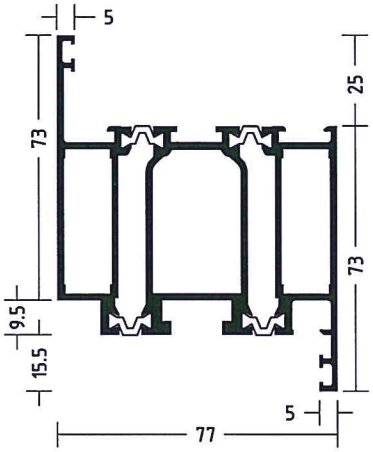

1021357

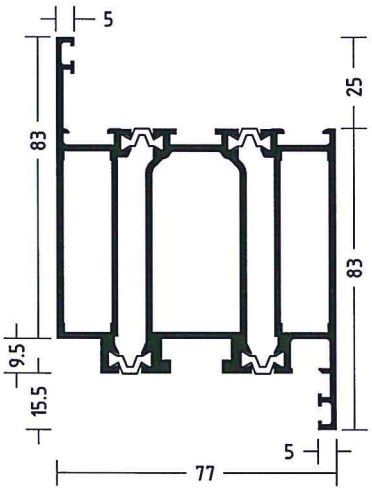

1020444

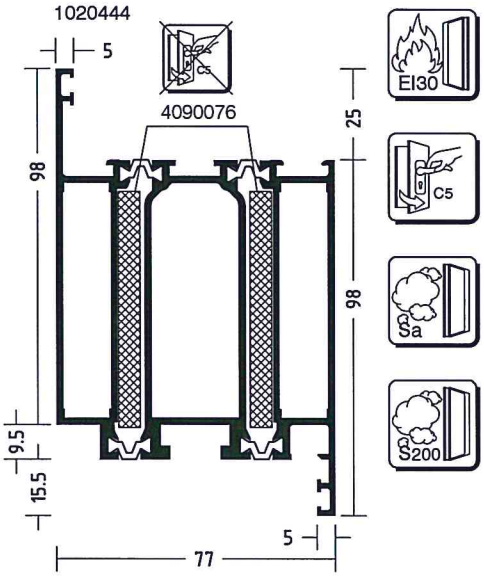

1021358

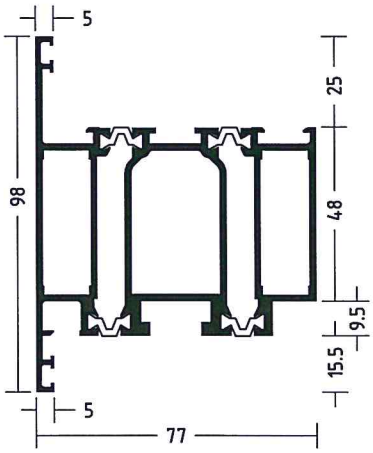

1021359

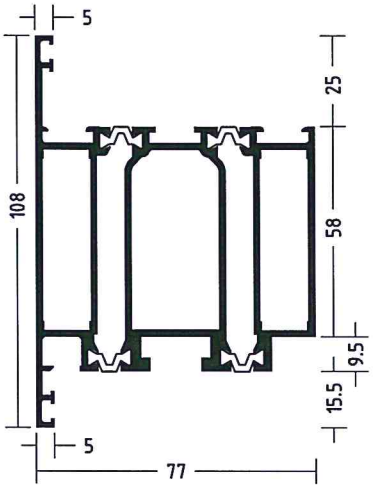

1020445

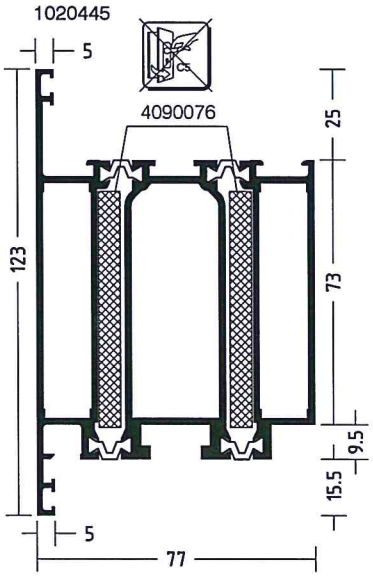

1020456

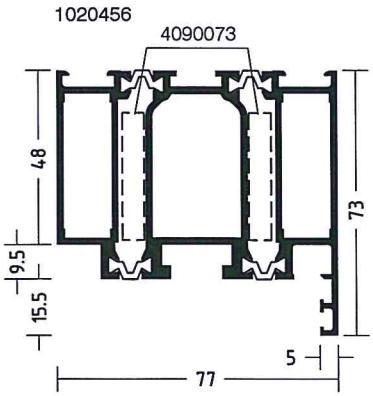

18. AUG. 2017

WICSTYLE 77FP

Technische Information
Technical Information

Profilübersicht
Survey of profiles

Kämpfer-, Sprossenprofile
Transom, glazing bar profiles

1021364

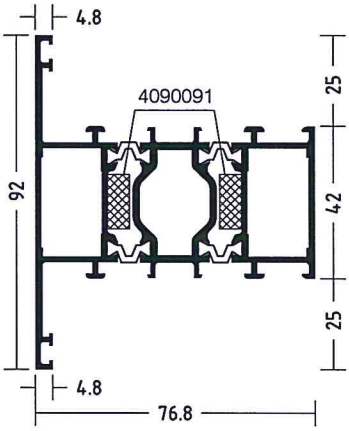

1021365

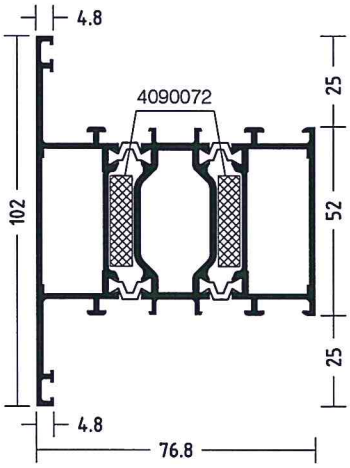

1021367

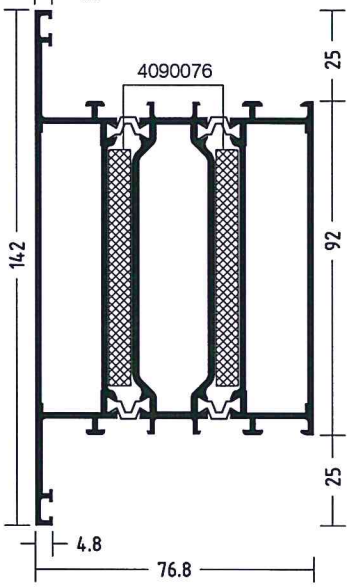

Stützenprofile
Mullion profiles

1021369

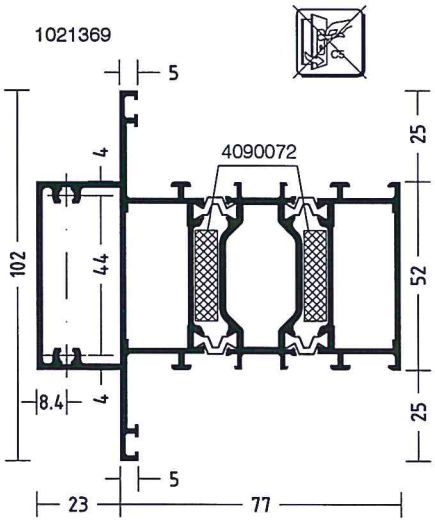

ift Rosenheim
Notifizierte Produkt-zertifizierungsstelle
Notified Body 0757
18. AUG. 2017

Schwellenprofile
Threshold profiles

1021235

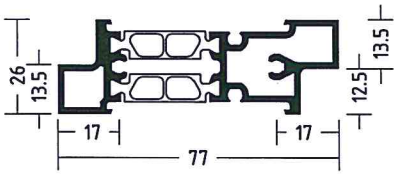

1021236

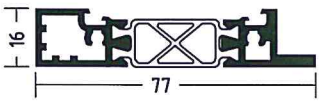

3021033

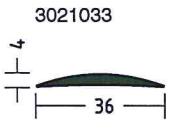

WICSTYLE 77FP

Technische Information
Technical Information

Profilübersicht
Survey of profiles

Aufsatzprofile
Supplementary profiles

1021231

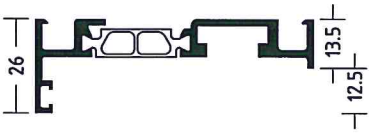

1021232

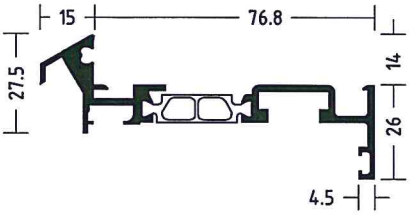

1021233

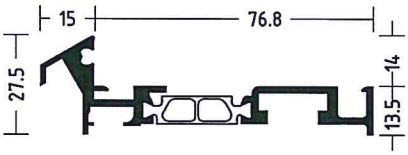

1021234

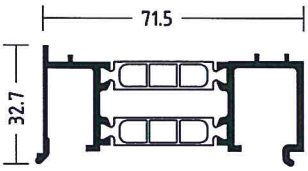

1021375

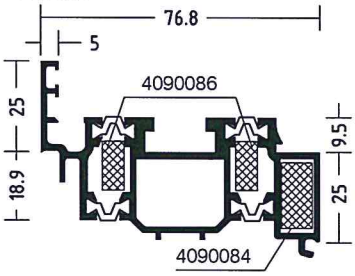

1021376

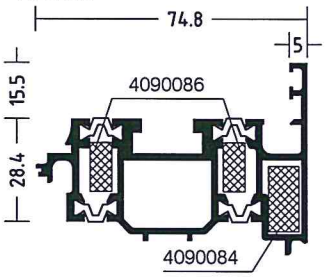

3020325

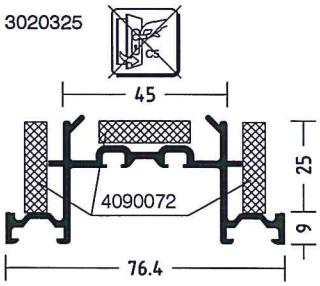

3090134

3021173

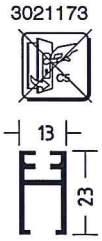

3021230

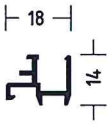

3021231

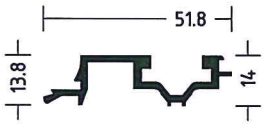

1021383

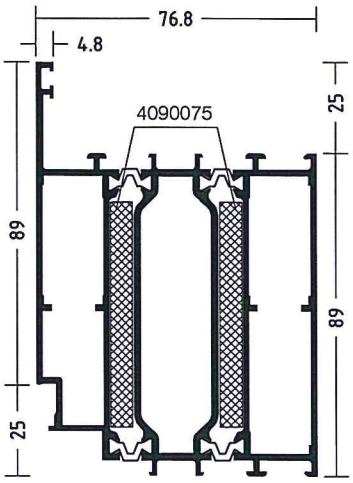

IFT Rosenheim
Notifizierte Produkt-zertifizierungsstelle
Notified Body 0757
18. AUG. 2017

WICSTYLE 77FP

Technische Information
Technical Information

Profilübersicht
Survey of profiles

Glasleistenprofile
Glazing bead profiles

Beschichtet
Coated

3090243

3090242

3090196

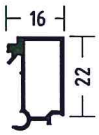

3090197

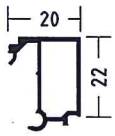

3090198

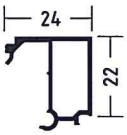

3090199

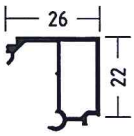

3090200

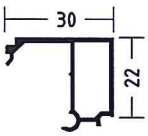

3090201

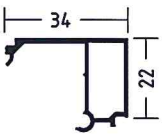

3090202

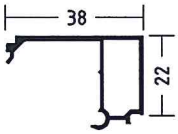

3090203

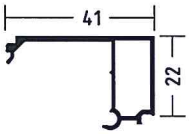

3090204

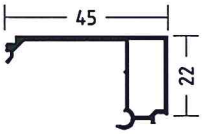

Eloxiert
Anodized

3391253

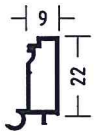

3090240

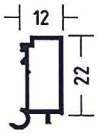

3090082

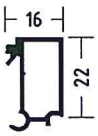

3090081

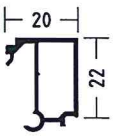

3090080

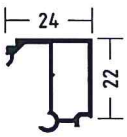

3090079

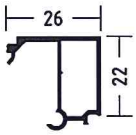

3090078

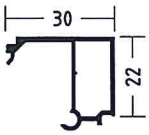

3090077

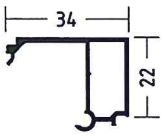

3090076

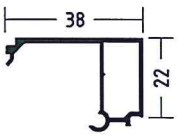

3090075

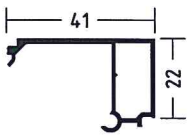

3090074

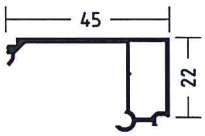

ift Rosenheim
Notifizierte Produkt-zertifizierungsstelle
Notified Body 0757
6. APR. 2017

WICSTYLE 77FP

Technische Information
Technical Information

Profilübersicht
Survey of profiles

Zusatzprofile
Additional profiles

3021170

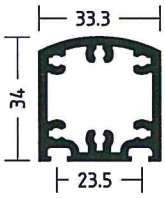

3021171

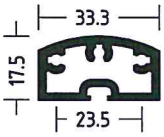

3011020

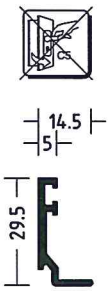

3991213

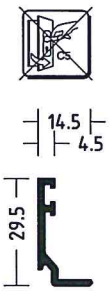

3991236

3091052

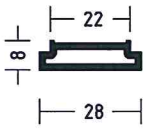

3091053

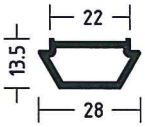

3091045

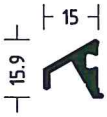

Mt Rosenheim
Notifizierte Produkt-zertifizierungsstelle
Notified Body 0757
6. APR. 2017

WICSTYLE 77FP

Technische Information
Technical Information

Abmessungen bei EI_2 30 - C_5 und EI_2 30 - C_5S_{200}
Dimensions EI_2 30 - C_5 and EI_2 30 - C_5S_{200}

Sprossen wahlweise glastrennend oder aufgeklebt.
Glass partitioning glazing bars optional or glued

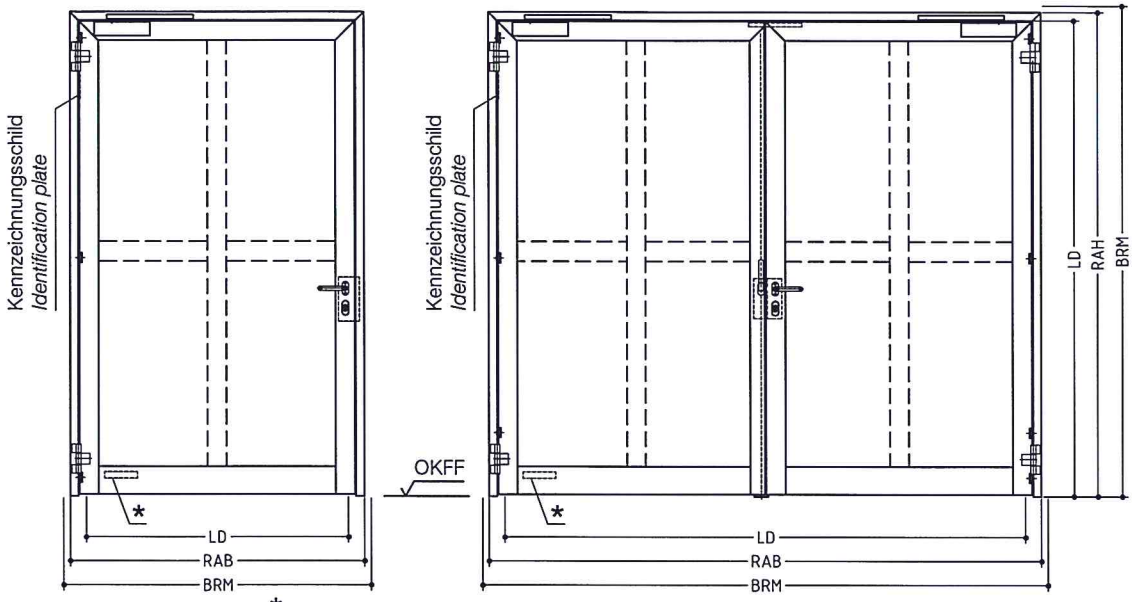

* wahlweise Lage Kennzeichnungsschild
optional position identification plate

Darstellung GF DIN links
GF DIN rechts spiegelbildlich!
Representation GF DIN left
GF DIN right mirror image

EI_2 30 - C_5S_{200}-Tür immer mit unterer Bodendichtung ausführen und im Wandanschluss immer beidseitig versiegeln!
EI_2 30 - C_5S_{200}-door to always use lower bottom seal and always seal the wall connection on both side

FSA		Baurichtmaß (BRM) *Standard constr. dimension*		Blendrahmenaussenmaß (BRAM) *Frame outside dimension*		Lichter Durchgang (LD) *Clear opening* 180° Öffnung/*opening*		GF 180° Öffnung Öffnungsbreite *180° opening opening width*
		Breite/ width von...bis *from... to*	Höhe/ height von...bis *from... to*	RAB von...bis *from... to*	RAH von...bis *from... to*	Breite/ width von...bis *from... to*	Höhe/ height von...bis *from... to*	
EI_2 30 - C_5 Sa EI_2 30 - C_5S_{200}		626 / 1898	1732 / 3208	596 / 1868	1717 / 3193	462 / 1462	1650 / 2990	500 / 1462
EI_2 30 - Sa EI_2 30 - S_{200} mit Oberteil / *with upper part*		626 / 1676	1882 / 4108 1882 / 3573	596 / 1646	1867 / 4093 1867 / 3558	462 / 1462	1650 / 2990	500 / 1462
EI_2 30 - Sa EI_2 30 - S_{200} mit Ober- Seitenteil(en) *with upper or side part(s)*		776 / 4913 776 / 2553	1882 / 4108 1882 / 3573	746 / 4898 746 / 2538	1867 / 4093 1867 / 3558	462 / 1462	1650 / 2990	500 / 1462
EI_2 30 - C_5 Sa EI_2 30 - C_5S_{200}		1107 / 3100	1732 / 3208	1077 / 3060	1717 / 3193	943 / 2943	1650 / 2990	500 / 1462
EI_2 30 - Sa EI_2 30 - S_{200} mit Oberteil / *with upper part*		1107 / 3100	1882 / 4108 1882 / 3573	1077 / 3060	1867 / 4093 1867 / 3558	943 / 2943	1650 / 2990	500 / 1462
EI_2 30 - Sa EI_2 30 - S_{200} mit Ober- Seitenteil(en) *with upper or side part(s)*		1257 / 6075 1257 / 3745	1882 / 4108 1882 / 3573	1227 / 6060 1227 / 3730	1867 / 4093 1867 / 3558	943 / 2943	1650 / 2990	500 / 1462

Bei Verwendung eines Falztreibriegels, in zweiflügeligen Türen im Zuge von Rettungswegen, steht als Rettungswegbreite nur die Öffnungsbreite des Gangflügels zur Verfügung.
When using a rebate drive bolt lock, in double-leaf doors in escape routes, stands as an escape route width only theopening width of the active leaf available.

Alle Maße in mm
All dimensions in mm

Dassenheim
Notifizierte Produkt-zertifizierungsstelle
Notified Body 0757
6. APR. 2017

WICSTYLE 77FP

Technische Information
Technical Information

Tür bzw. Tür mit Oberteil und / oder Seitenteil(en) (B x H)
als Feuerschutzabschluss
Door respectively door with top part and / or side part(S) (B x H)
as fire protection closure

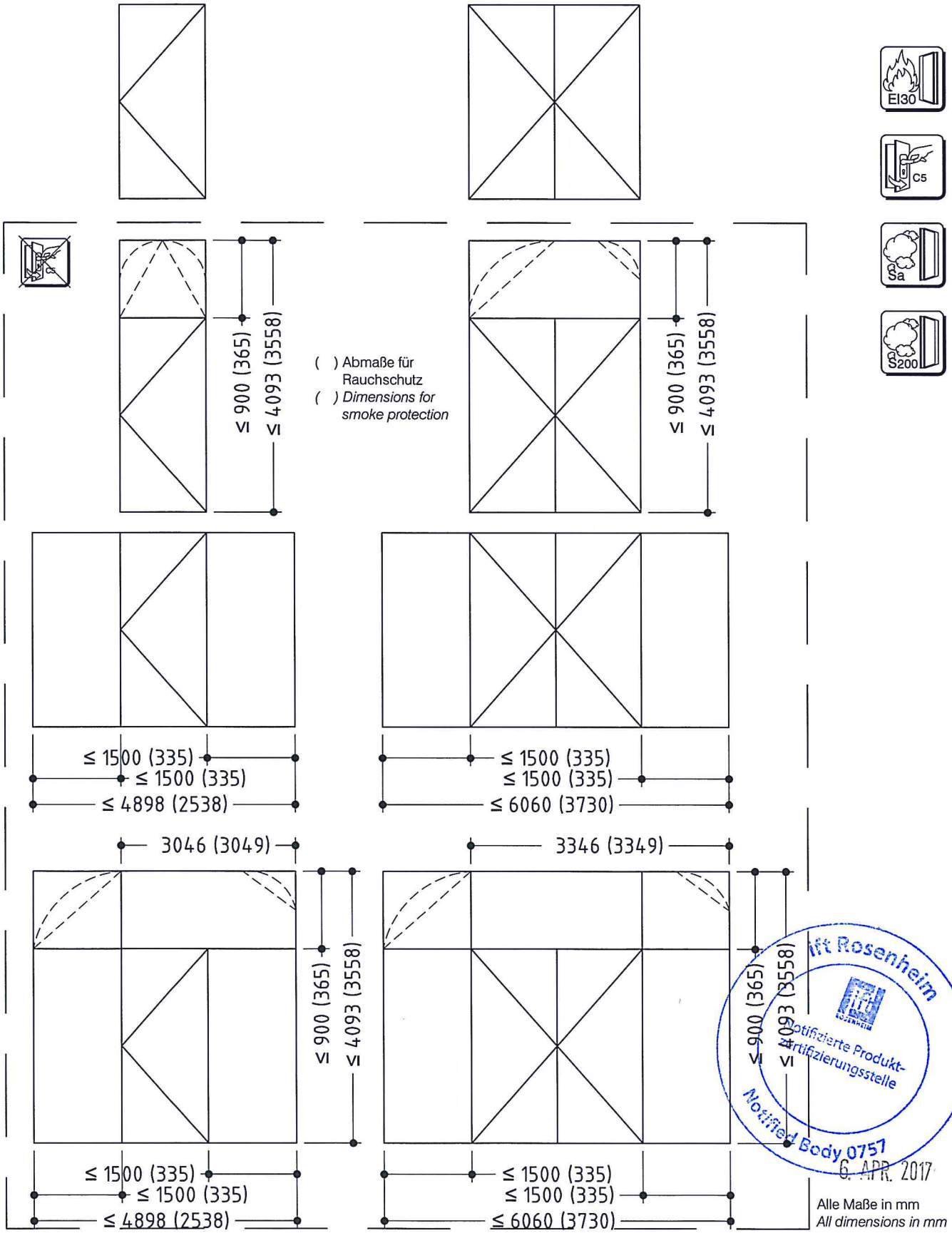

ift Rosenheim
Notifizierte Produkt-Zertifizierungsstelle
Notified Body 0757
6. APR. 2017

Alle Maße in mm
All dimensions in mm

WICSTYLE 77FP

Technische Information
Technical Information

Planline, Tür bzw. Tür mit Oberteil und/ oder Seitenteil(en) (B x H) als Feuerschutzabschluss
Planline, door respectively door with top part and / or side part(S) (B x H) as fire protection closure

( ) Abmaße für Rauchschutz und Dauerfunktion
( ) Dimensions for smoke protection and continuous function

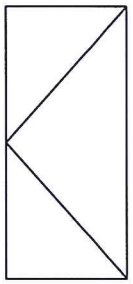

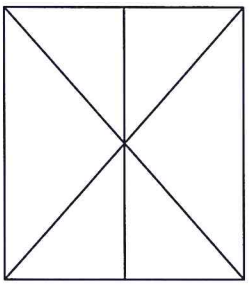

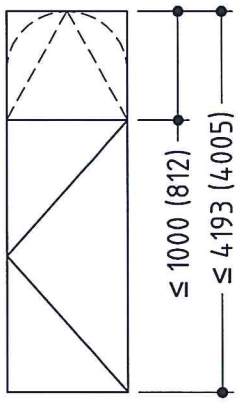

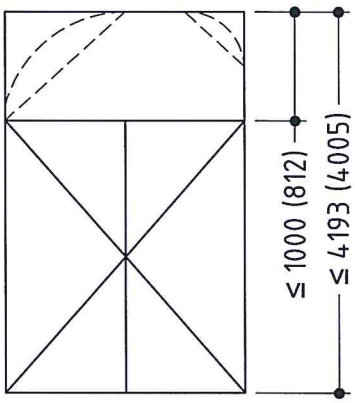

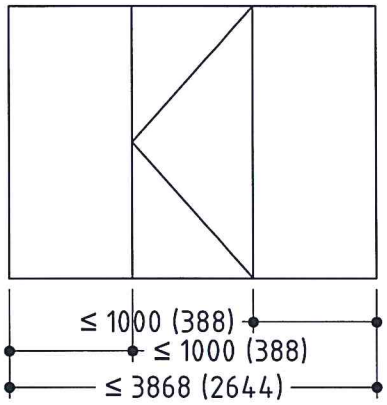

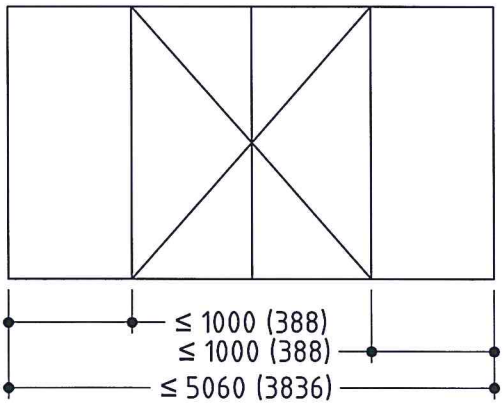

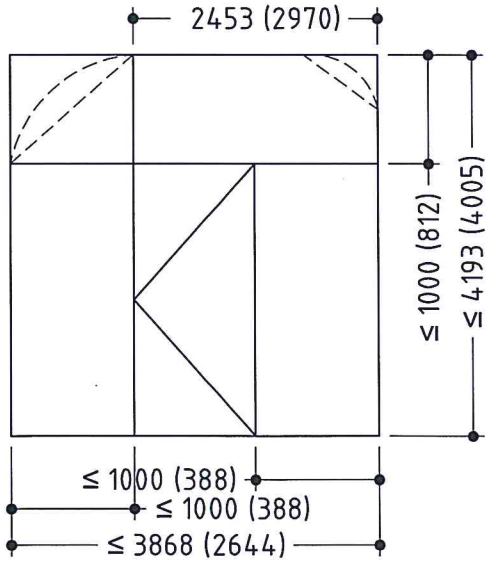

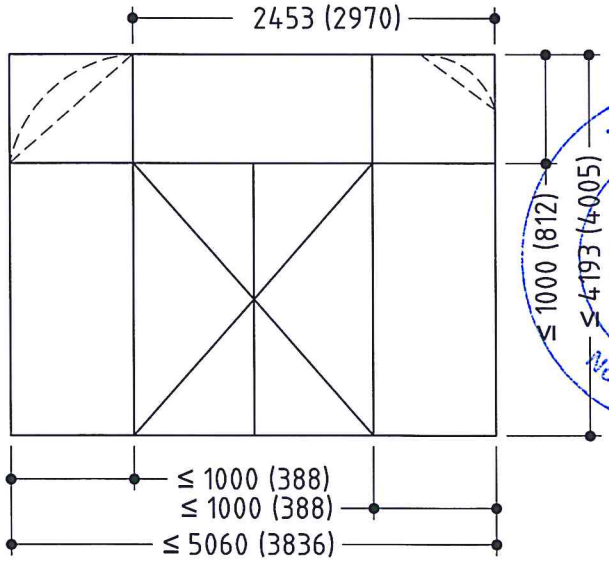

ift Rosenheim
Notifizierte Produkt-zertifizierungsstelle
Notified Body 0757
6. APR. 2017

Alle Maße in mm
All dimensions in mm

WICSTYLE 77FP

Technische Information
Technical Information

Lage der Bandseitensicherung und Befestigungsanker
Position of hinge sided safeguard and fixing anchor

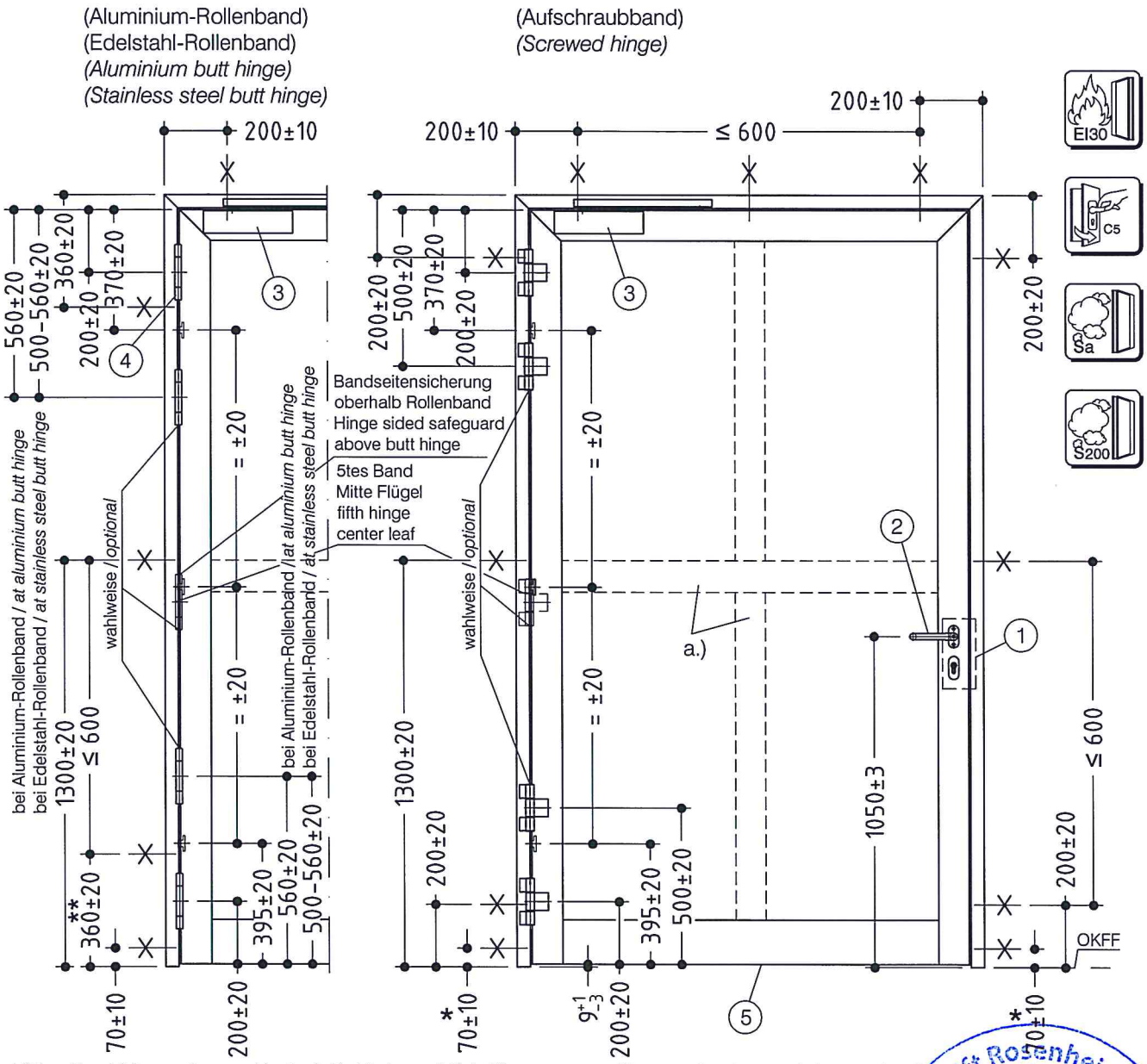

Mittlere Bandsicherung kann wahlweise in Verbindung mit Kabelübergang um ±50 mm nach unten verschoben werden. Sprossenanzahl: 3 x horizontal, 1 x vertikal. Ab einer Flügelhöhe über 2500 mm ist eine Verriegelung nach oben oder ein Mehrfallenschloss erforderlich.
Mean tape backup can optionally be moved in conjuction with cable transition through ±50 mm down. Number of glazing bars: 3 x horizontal, 1 x vertical. From an leaf height over 2500 mm a lock up or a multi-latch is required.

Lage der Bandseitensicherung
Position of hinge sided safeguard

Lage der Befestigungsanker
Position of fixing anchor

a.) Sprossen wahlweise glastrennend oder aufgeklebt
Glazing bars glass partition or glued optional

Legende / *Legend*:

①	1-01.1+1-01.2+1-01.3	Schlösser / *Locks*
②	1-02.1+1-02.2	Türdrücker/Stangengriffe / *Door handles/rod handles*
③	1-03.1	Türschließer / *Door closer*
④	1-04.1	Bänder / *Hinges*
⑤	1-05.1	Bodendichtungen / *Bottom seals*

*	Bei Türen ohne Bodeneinstand, ist an beiden Längsseiten jeweils ein zusätzlicher Anker 70 mm ±10 mm über OKFF anzubringen. *For doors without floor recess, respectively an additional anchor to both sides to install 70 mm ±10 mm above finished floor.*
**	Bei Türen ohne Bodeneinstand, aber mit Rollenband ist die Lage des ersten Befestigungsanker 70 mm ±10 mm, der zusätzliche zweite Befestigungsanker, ist 360 mm ±20 mm über OKFF anzubringen. *For doors without floor recess, but with butt hinge is the location of the first fixing anchor 70 mm ±10 mm, the addional second fixing anchor is to install 360 mm ±20 mm above finished floor.*

Zulässiges Flügelgewicht max. 200 kg bei zwei oder drei Bändern, bzw. 261 kg bei vier Bändern.
Permissible casement weight max. 200 kg at two or three hinges, respectively 261 kg for four hinges.

Alle Maße in mm
All dimensions in mm

ift Rosenheim
Notifizierte Produkt-zertifizierungsstelle
6. APR. 2017

WICSTYLE 77FP

Technische Information
Technical Information

Lage der Bandseitensicherung und Befestigungsanker
Position of hinge sided safeguard and fixing anchor

(Aluminium-Rollenband)
(Edelstahl-Rollenband)
(Aluminium butt hinge)
(Stainless steel butt hinge)

(Aufschraubband)
(Screwed hinge)

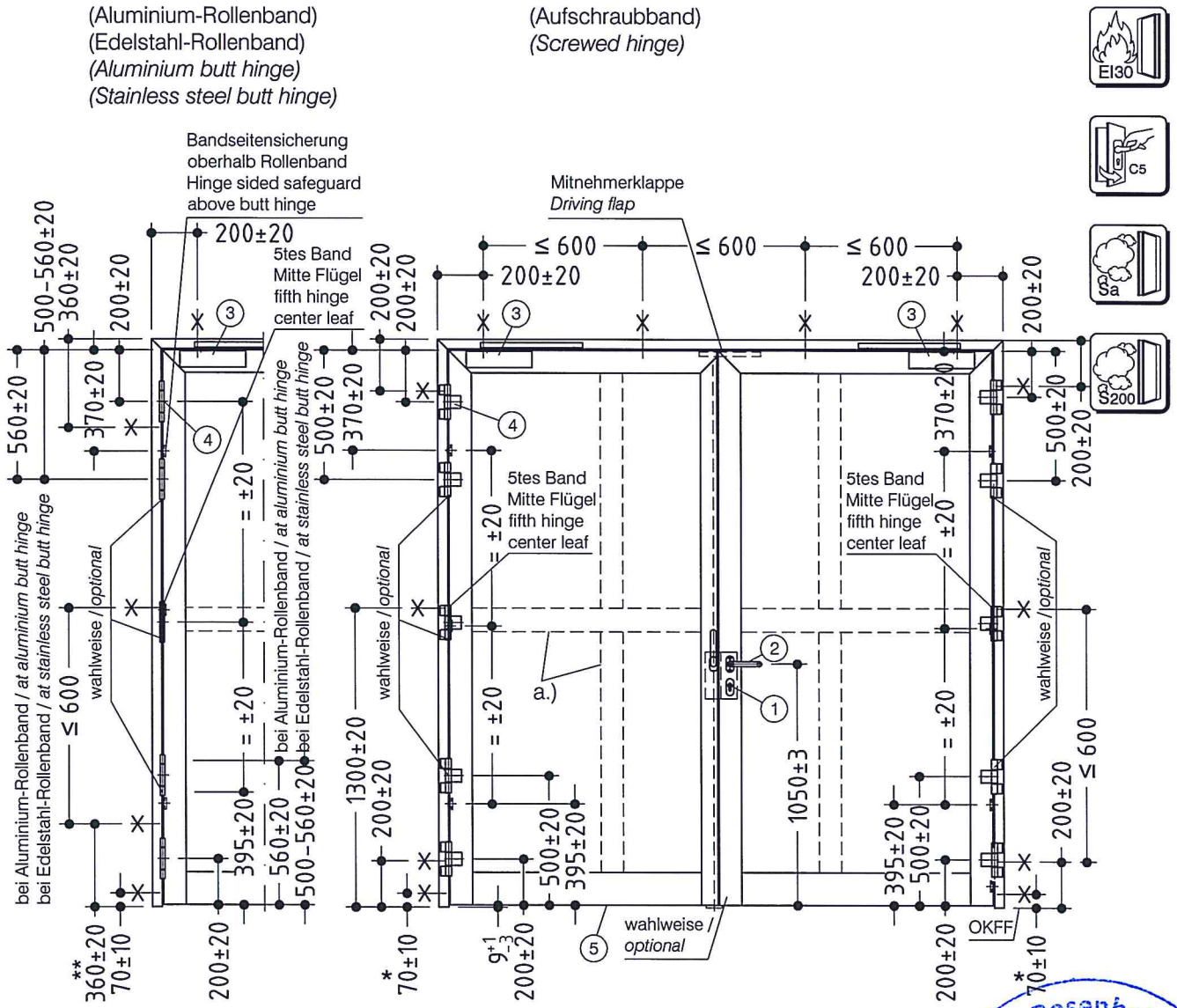

Mittlere Bandsicherung kann wahlweise in Verbindung mit Kabelübergang um ±50 mm nach unten verschoben werden. Sprossenanzahl: 3 x horizontal, 1 x vertikal. Ab einer Flügelhöhe über 2500 mm ist eine Verriegelung nach oben oder ein Mehrfallenschloss erforderlich.
Mean tape backup can optionally be moved in conjuction with cable transition through ±50 mm down. Number of glazing bars: 3 x horizontal, 1 x vertical. From an leaf height over 2500 mm a lock up or a multi-latch is required.

Lage der Bandseitensicherung
Position of hinge sided safeguard

Lage der Befestigungsanker
Position of fixing anchor

a.) Sprossen wahlweise glastrennend oder aufgeklebt
Glazing bars glass partition or glued optional

Legende / *Legend*:

① 1-01.1+1-01.2+1-01.3 Schlösser / *Locks*
② 1-02.1+1-02.2 Türdrücker/Stangengriffe / *Door handles/rod handles*
③ 1-03.1 Türschließer / *Door closer*
④ 1-04.1 Bänder / *Hinges*
⑤ 1-05.1 Bodendichtungen / *Bottom seals*

* Bei Türen ohne Bodeneinstand, ist an beiden Längsseiten jeweils ein zusätzlicher Anker 70 mm ±10 mm über OKFF anzubringen.
For doors without floor recess, respectively an additional anchor to both sides to install 70 mm ±10 mm above finished floor.

** Bei Türen ohne Bodeneinstand, aber mit Rollenband ist die Lage des ersten Befestigungsanker 70 mm ±10 mm, der zusätzliche zweite Befestigungsanker, ist 360 mm ±20 mm über OKFF anzubringen.
For doors without floor recess, but with butt hinge is the location of the first fixing anchor 70 mm ±10 mm, the addional second fixing anchor is to install 360 mm ±20 mm above finished floor.

Zulässiges Flügelgewicht max. 200 kg bei zwei oder drei Bändern, bzw. 261 kg bei vier Bändern.
Permissible casement weight max. 200 kg at two or three hinges, respectively 261 kg for four hinges.

Alle Maße in mm
All dimensions in mm

Rosenheim
ift ROSENHEIM
Notifizierte Produkt-zertifizierungsstelle
Notified Body 0757
6. APR. 2017

WICSTYLE 77FP

Technische Information
Technical Information

Schnittübersicht Tür einflügelig mit Oberlicht und/oder Seitenteil
Section overview single-leaf door with fanlight and/or lateral part

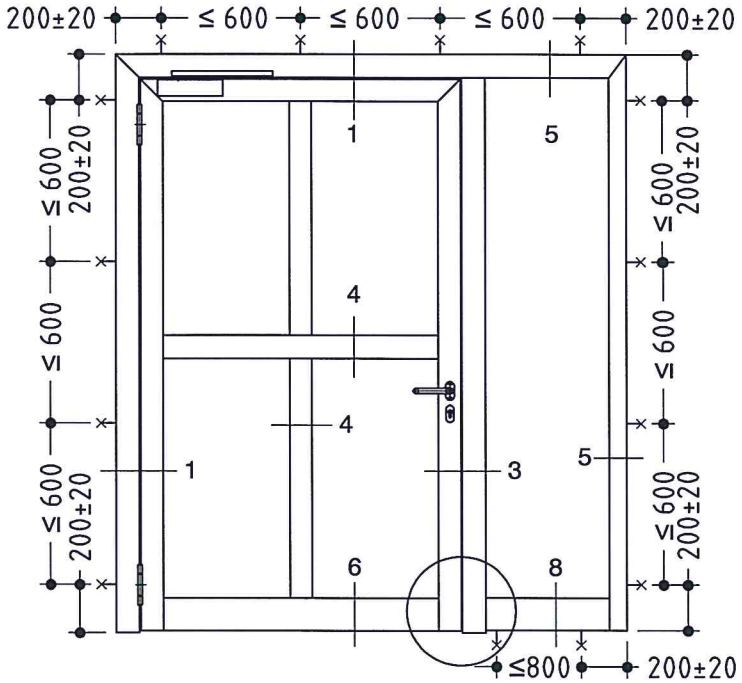

alternativ: umlaufender Flügel
alternative: circumferential leaf

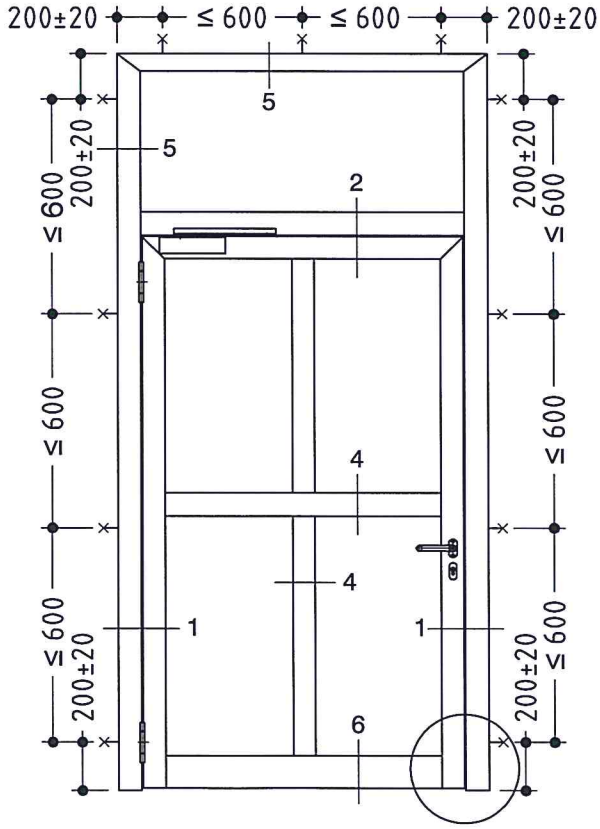

Ab einer Flügelhöhe über 2500 mm ist eine Verriegelung nach oben oder ein Mehrfallenschloss erforderlich.
From a leaf height 2500 mm locking up or a multi-latch lock is required.

✳ Lage der Befestigungsanker
Position of fixing anchor

alternativ: umlaufender Flügel
alternative: circumferential leaf

ift Rosenheim
Notifizierte Produkt-zertifizierungsstelle
Notified Body 0757
6. APR. 2017

Alle Maße in mm
All dimensions in mm

WICSTYLE 77FP

Technische Information
Technical Information

Schnittübersicht Tür einflügelig mit Oberlicht und/oder Seitenteil
Sectional overview single leaf door with fanlight and/or lateral part

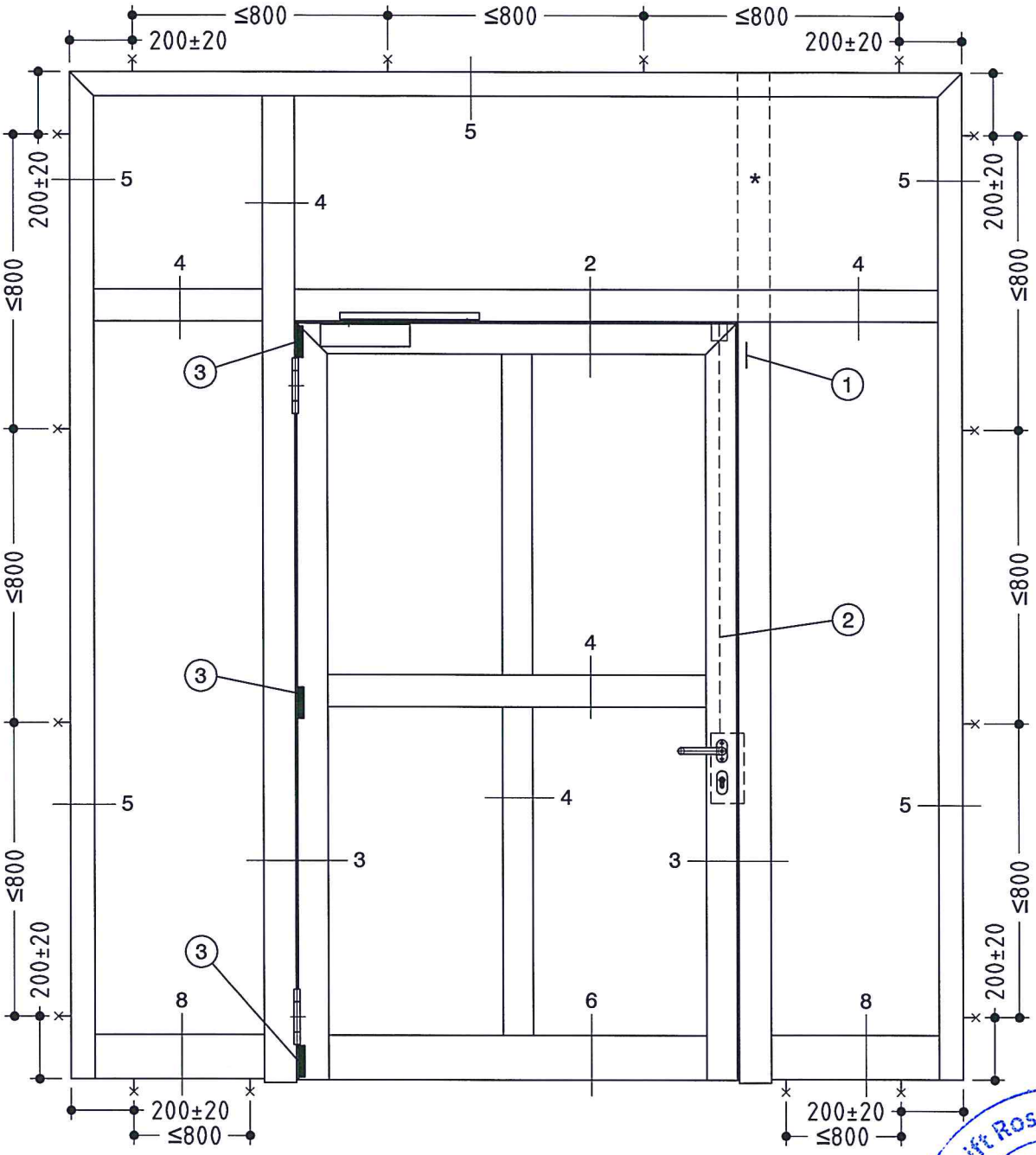

✳ Lage der Befestigungsanker
Position of fixing anchor

Legende:
1. Falzluftreduzierung
2. Schloss mit Verriegelung nach oben (* Bei durchlaufendem Kämpfer ist eine Verriegelung nach oben bis Flügelhöhe 2500 mm nicht erforderlich)
3. Bandsicherung mit Schließblech

Legend:
1. *Rebate clearance reduction*
2. *Lock with top locking (* In a transitory transom is a top locking up to leaf height 2500 mm not required)*
3. *Hinge safeguard with striker plate*

ift Rosenheim
Notifizierte Produktzertifizierungsstelle
Notified Body 0757

6. APR. 2017

Alle Maße in mm
All dimensions in mm

WICSTYLE 77FP

Technische Information
Technical Information

Schnittübersicht Tür zweiflügelig mit Oberlicht und/oder Seitenteil
Sectional overview double leaf door with fanlight and/or lateral part

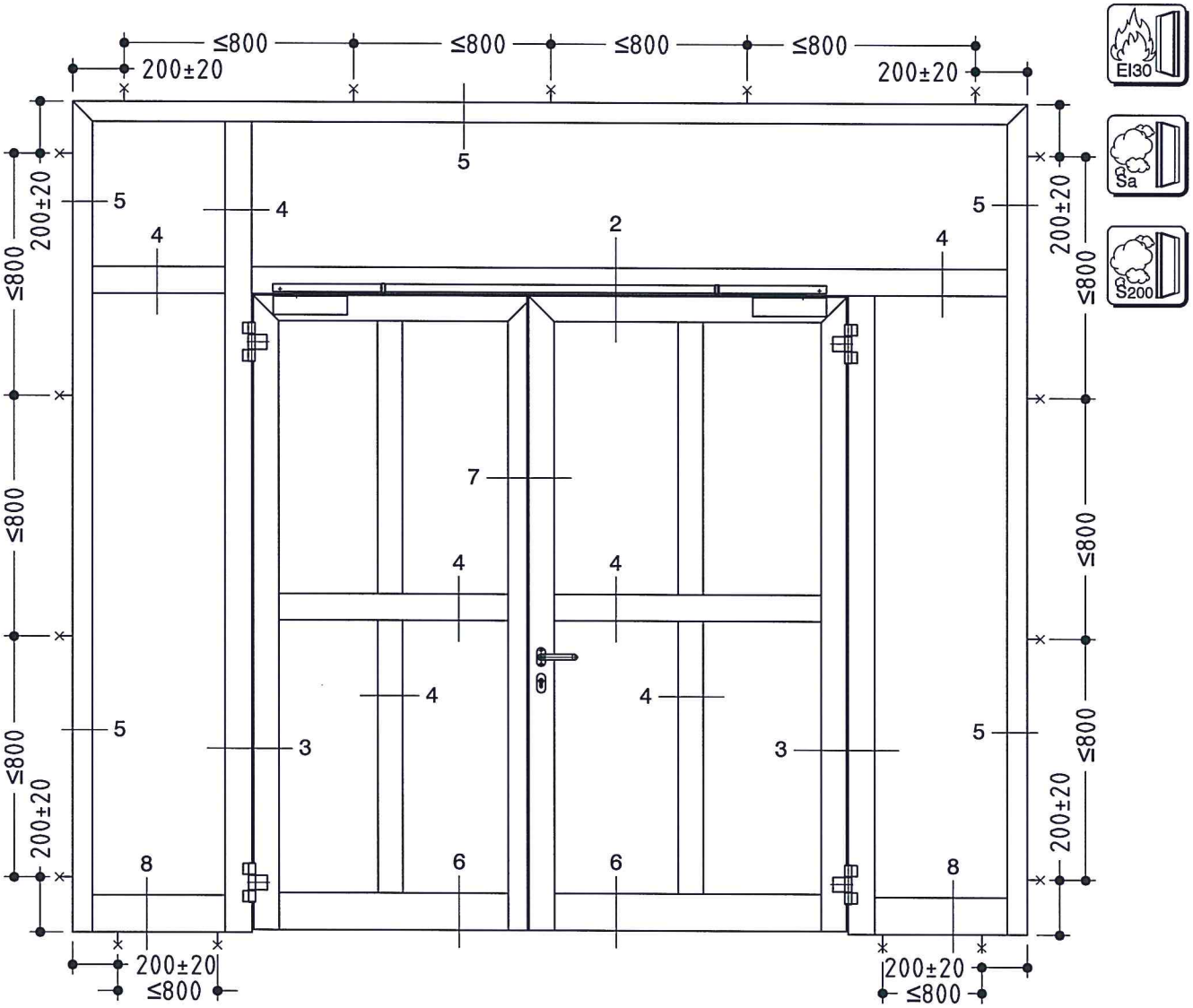

6. APR. 2017

Lage der Befestigungsanker
Position of fixing anchor

Alle Maße in mm
All dimensions in mm